


Cranks, Knobs, Handles and Extensions




Black Plastic Crank Handle w/Screw
1 Per Card

Part #	Description
838C BLK	1" Plastic Crank
748C BLK	1-3/8" Plastic Crank
881C BLK	1-3/4" Plastic Crank
750C BLK	2-1/4" Plastic Crank
771C BLK	2-1/2" Plastic Crank
712C BLK	3-3/16" Plastic Crank

Black Plastic Crank Handle w/Screw
25 Polybagged

Part #	Description
838P BLK	1" Plastic Crank
748P BLK	1-3/8" Plastic Crank
881P BLK	1-3/4" Plastic Crank
750P BLK	2-1/4" Plastic Crank
771P BLK	2-1/2" Plastic Crank
712P BLK	3-3/16" Plastic Crank



Metal Crank Handle w/Screw
1 Per Card

Part #	Description
889C	1" Metal Crank
795C	1-3/4" Metal Crank
796C	3-1/2" Metal Crank

Metal Crank Handle w/Screw
25 Polybagged

Part #	Description
889P	1" Metal Crank
795P	1-3/4" Metal Crank
796P	3-1/2" Metal Crank



Black Plastic Knob
Handle w/Screw
1 Per Card

Part #	Description
743C BLK	5/16" Shaft
743CE BLK	7/8" Shaft

25 Polybagged

Part #	Description
743P BLK	5/16" Shaft
743PE BLK	7/8" Shaft



White Plastic Knob
Handle w/Screw
1 Per Card

Part #	Description
743C WHT	5/16" Shaft
743CE WHT	7/8" Shaft

25 Polybagged

Part #	Description
743P WHT	5/16" Shaft
743PE WHT	7/8" Shaft



Kinro White Plastic
Knob Handle w/Screw
1 Per Card

Part #	Description
710C WHT	9/16" Shaft
710CE WHT	13/16" Shaft

Bulk

Part #	Description
710P WHT	9/16" Shaft
710PE WHT	13/16" Shaft



Kinro Black Plastic
Knob Handle w/Screw
1 Per Card

Part #	Description
710C BLK	9/16" Shaft
710CE BLK	13/16" Shaft

1 Polybagged

Part #	Description
710P BLK	9/16" Shaft
710PE BLK	13/16" Shaft



Small Black Plastic Knob
Handle w/Screw
1 Per Card

Part #	Description
713C BLK	9/16" Shaft

1 Polybagged

Part #	Description
713P BLK	9/16" Shaft



Plastic Tee Handle w/Screw
1 Per Card

Part #	Description
837C	13/16" Shaft

25 Polybagged

Part #	Description
837P	13/16" Shaft




Metal Tee Handle w/Screw
1 Per Card

Part #	Description
776C	1/2" Shaft

10 Polybagged

Part #	Description
776P	1/2" Shaft




Metal Crank Handle
1 Per Card

Part #	Description
155C	5/16" Hex

1 Polybagged

Part #	Description
37-159	5/16" Hex




Roof Vent Crank
Handle w/Screw
1 Per Card

Part #	Description
783C	1/4" Shaft

1 Polybagged

Part #	Description
783P	1/4" Shaft




Metal Extension w/Screw
1 Per Card

Part #	Description
831C	1/2" Metal Extension
832C	7/8" Metal Extension
833C	1-1/8" Metal Extension
834C	2" Metal Extension

25 Polybagged

Part #	Description
831P	1/2" Metal Extension
832P	7/8" Metal Extension
833P	1-1/8" Metal Extension
834P	2" Metal Extension

Operators and Operator Kits




Roof Vent Operator Kit
2-15/16" cc Mounting Holes
1 Kit Per Card

Part #	Description
898CK	5" Arm
806CK	5-3/8" Arm
807CK	7-11/16" Arm

1 Kit Polybagged

Part #	Description
898PK	5" Arm
806PK	5-3/8" Arm
807PK	7-11/16" Arm



Roof Vent Operator Kit
2-15/16" cc Mounting Holes.
1 Kit Per Card

Part #	Description
814CK	6" Arm

1 Kit Polybagged

Part #	Description
814PK	6" Arm



Slant Sill Side Mount Torque Operator
1/2" ID Hole, w/ 3/16" Hub Projection.
1 Per Card

Part #	Description
761C	RH Operator - Shown
762C	LH Operator - Opposite

1 Polybagged

Part #	Description
761P	RH Operator - Shown
762P	LH Operator - Opposite



Side Mount Phillips Operator
1/2" ID Hole, w/3/16" Hub Projection.
1 Per Card

Part #	Description
735C	RH Operator - Shown
736C	LH Operator - Opposite

1 Polybagged

Part #	Description
735P	RH Operator - Shown
736P	LH Operator - Opposite



Small Side Mount Operator
1/2" ID Hole, w/ 5/8" Hub Projection (pictured)
1 Polybagged

Part #	Description
758PR	RH Operator - Shown
758PL	LH Operator - Opposite

1/2" ID Hole, w/ 1/8" Hub Projection

Part #	Description
804PR	RH Operator - Shown
804PL	LH Operator - Opposite



Side Mount Phillips Operator
1/2" ID Hole, w/11/16" Hub Projection.
1 Per Card

Part #	Description
787CR	RH Operator - Shown
787CL	LH Operator - Opposite

1 Polybagged

Part #	Description
787PR	RH Operator - Shown
787PL	LH Operator - Opposite



Side Mount Operator
1/2" ID Hole, w/1/4" Hub Projection.
1 Per Card

Part #	Description
1712C	RH Operator - Shown
1713C	LH Operator - Opposite

1 Polybagged

Part #	Description
1712P	RH Operator - Shown
1713P	LH Operator - Opposite



Side Mount Operator
1/2" ID Hole, w/1/2" Hub Projection.
1 Per Card

Part #	Description
1716C	RH Operator - Shown
1717C	LH Operator - Opposite

1 Polybagged

Part #	Description
1716P	RH Operator - Shown
1717P	LH Operator - Opposite



Side Mount Operator
1/2" ID Hole, w/11/16" Hub Projection.
1 Per Card

Part #	Description
1718C	RH Operator - Shown
1719C	LH Operator - Opposite

1 Polybagged

Part #	Description
1718P	RH Operator - Shown
1719P	LH Operator - Opposite



Side Mount Operator
1/2" ID Hole, w/1/2" Hub Projection.
1 Per Card

Part #	Description
808CR	RH Operator - Shown
808CL	LH Operator - Opposite

1 Polybagged

Part #	Description
808PR	RH Operator - Shown
808PL	LH Operator - Opposite



Side Mount Torque Bar Operator Kit
1/2" ID Hole, w/1/2" Hub Projection.
1 Per Card

Part #	Description
808CKR	RH Operator - Shown
808CKL	LH Operator - Opposite

1 Polybagged

Part #	Description
808PKR	RH Operator - Shown
808PKL	LH Operator - Opposite




Side Mount Operator
1/2" Hole, w/1/8" Hub Projection
1 Per Card

Part #	Description
747CR	RH Operator - Shown
747CL	LH Operator - Opposite

1 Polybagged

Part #	Description
747PR	RH Operator - Shown
747PL	LH Operator - Opposite

Operators and Operator Kits




Side Mount Operator
3/8" Square w/1/8" Hub Projection
1 Per Card

Part #	Description
749CR	RH Operator - Shown
749CL	LH Operator - Opposite

1 Polybagged

Part #	Description
749PR	RH Operator - Shown
749PL	LH Operator - Opposite




RH Side Mount Operator
3/8" Square w/3/16" Hub Projection.
1 Per Card

Part #	Description
733C	Non-Handed

1 Polybagged

Part #	Description
733P	Non-Handed




Slant Sill Side Mount Operator
3/8" Square w/1/4" Hub Projection.
1 Per Card

Part #	Description
715CR	RH Operator - Shown
715CL	LH Operator - Opposite

1 Polybagged

Part #	Description
715PR	RH Operator - Shown
715PL	LH Operator - Opposite



Side Mount Operator
3/8" Square with No Hub Projection (Flush)
1 Polybagged

Part #	Description
1709P	Non-Handed




Side Mount Operator
1/2" ID Hole, w/1/8" Hub Projection.
1 Per Card

Part #	Description
751CR	RH Operator - Shown


1 Polybagged

Part #	Description
751PR	RH Operator - Shown



Center Mount Operator Kit w/3/8" Hex
1 Kit Per Card

Part #	Description
802CK	1-1/4" x 1" Mounting Holes



Center Mount Operator Kit w/5/16" Square
1 Kit Per Card

Part #	Description
803CK	1-1/4" x 1" Mounting Holes



Center Mount Operator with 3/8" Hex
1 Per Card

Part #	Description
802C	1-1/4" x 1" Mounting Holes

1 Polybagged

Part #	Description
802P	1-1/4" x 1" Mounting Holes



Rack Operator with Links and E-Ring
1 Per Card

Part #	Description
800C	2-1/8" Mounting Holes

1 Kit Polybagged

Part #	Description
800P	2-1/8" Mounting Holes



Rack Gear Replacement Operator Kit
1 Kit Per Card

Part #	Description
800CK	2-1/8" or 1-25/32" cc Mounting Holes

1 Kit Polybagged

Part #	Description
800PK	2-1/8" or 1-25/32" cc Mounting Holes



Rack Gear Replacement Operator Kit
1 Kit Per Card

Part #	Description
816C	2-1/8" or 1-25/32" cc Mounting Holes

1 Kit Polybagged

Part #	Description
816P	2-1/8" or 1-25/32" cc Mounting Holes



Rack Gear Replacement Operator Kit
1 Kit Per Card


Part #	Description
801CK	1-25/32" cc Mounting Holes

1 Kit Polybagged

Part #	Description
801PK	1-25/32" cc Mounting Holes

RV & Mobile Home Hardware

E-Rings and Groove Pins



E-Ring
8 Per Card

Part #	Description
325CE	Small 3/16"
328CE	Large 1/4"

8 Polybagged

Part #	Description
325PE	Small 3/16"
328PE	Large 1/4"




Groove Pin w/Clip
1 Per Card

Part #	Description
328C	Large 1/4"

1 Polybagged

Part #	Description
20-409	Large 1/4"

Torque Bar Bearings



Nylon Torque Bar Bearing
1 Per Card


Part #	Description
763C	1/2" ID x 7/8" High

2 Per Card

Part #	Description
763C2	1/2" ID x 7/8" High

25 Polybagged

Part #	Description
763P	1/2" ID x 7/8" High



Nylon Torque Bar Bearing
1 Per Card

Part #	Description
784C	1/2" ID x 1-1/16" High

2 Per Card

Part #	Description
784C2	1/2" ID x 1-1/16" High

25 Polybagged

Part #	Description
784P	1/2" ID x 1-1/16" High



Nylon Torque Bar Bearing
1 Per Card

Part #	Description
1774C	1/2" ID x 3/4" High

2 Per Card

Part #	Description
1774C2	1/2" ID x 3/4" High

25 Polybagged

Part #	Description
1774P	1/2" ID x 3/4" High



Nylon Torque Bar Bearing
1 Per Card


Part #	Description
1770C	1/2" ID x 3/4" High

2 Per Card

Part #	Description
1770C2	1/2" ID x 3/4" High

25 Polybagged

Part #	Description
1770P BLK	1/2" ID x 3/4" High




Nylon Torque Bar Bearing
2 Per Card

Part #	Description
1703C	1/2" ID

25 Polybagged

Part #	Description
1703P	1/2" ID




Nylon Phillips Torque Bar Bearing
2 Per Card

Part #	Description
738C	1/2" ID

25 Polybagged

Part #	Description
738P	1/2" ID



Metal Torque Bar Bearing
1/2" ID
1 Per Polybag

Part #	Description
719P	1-5/16" CC Mounting Holes



Metal Torque Bar Bearing
1/2" ID
1 Per Polybag

Part #	Description
760P	7/8" x 9/16" Bottom Measurements



Metal Torque Bar Bearing
1/2" ID
1 Per Polybag

Part #	Description
845P	7/8" cc Bottom Mounting Holes



Metal Phillips Torque Bar Arm
2 Per Card

Part #	Description
785C	1/2" ID / 1-11/16" Long

25 Polybagged

Part #	Description
785P	1/2" ID / 1-11/16" Long

Torque Bar Arms



Metal Torque Bar Arm
1 Per Polybag


Part #	Description
788P	For 1/2" OD Bar / 1-11/16" Long



Metal Torque Bar Arm
1 Per Polybag

Part #	Description
724PS	3/8" Square / 1-9/16" Long

Torque Bars



Square Torque Bar
1 Per Card


Part #	Description
752PY	5/16" Dia. x 48" Long



Round Torque Bar
1 Per Polybag

Part #	Description
756PX	1/2" Dia. x 36" Long
756PY	1/2" Dia. x 48" Long

Vent Hinges



Small Metal Vent Hinge
1 Pair Per Card

Part #	Description
729C	Vent Hinge

1 Per Polybag

Part #	Description
729P	Vent Hinge



Metal Vent Hinge w/Stud
1 Pair Per Card

Part #	Description
786C	3-3/4" Long
826C	4-3/16" Long
835C	4-3/8" Long

25 Polybagged

Part #	Description
786P	3-3/4" Long
826P	4-3/16" Long
835P	4-3/8" Long



Metal Vent Hinge without Stud
1 Pair Per Card

Part #	Description
1707C	3-7/8" Long
836C	4-3/8" Long

25 Polybagged

Part #	Description
1707P	3-7/8" Long
836P	4-3/8" Long

Window Latch



Philips Nylon Window Latch Set
1 Set Per Card

Part #	Description
1723C	Black Latch Set - LH/RH

1 Set Per Polybag

Part #	Description
1723P	Black Latch Set - LH/RH

Sash Locks



Single Hung Sash Lock Assembly
1 Per Card

Part #	Description
1233C	Chrome Sash Lock - RH

5 Per Polybag

Part #	Description
50-624RHA	Chrome Sash Lock - RH



Single Hung Black Sash Lock w/Screws
1 Per Card

Part #	Description
4290C BLK	2-1/4" cc Mounting Holes

1 Set Per Polybag

Part #	Description
50-603B	2-1/4" cc Mounting Holes

Lever Latches



Philips Storm Door Lever Latch
1 Per Card

Part #	Description
17-180RHBC	RH Black - Shown
17-180LHBC	LH Black - Opposite

1 Per Polybag

Part #	Description
17-180RHB	RH Black - Shown
17-180LHB	LH Black - Opposite



Screen Door Lever Handle
1 Per Card

Part #	Description
17-192RHBC	RH Black - Shown

1 Per Polybag

Part #	Description
17-192RHB	RH Black - Shown

RV & Mobile Home Hardware

Lever Latches




Amerimax Storm Door Lever Latch
1 Per Card

Part #	Description
17-166RHBC	RH Black - Shown
17-166LHBC	LH Black - Opposite

1 Per Polybag

Part #	Description
17-166RHB	RH Black - Shown
17-166LHB	LH Black - Opposite

Jalousie Operator & Handle




Universal Kit - Aluminum Finish
1 Per Card

Part #	Description
4000CK	Jalousie Operator

1 Per Polybag

Part #	Description
41J-4000PK	Jalousie Operator



Jalousie Tee Handle
1 Per Card

Part #	Description
306CAJ	5/16" Aluminum

1 Per Polybag

Part #	Description
37-106	5/16" Aluminum

Trailer Latch



1 Per Card

Part #	Description
4244CA	Low Profile Trailer Lock w/Key

1 Per Polybag

Part #	Description
17-21KA	Low Profile Trailer Lock w/Key

Aluminum

Insect Screening



Charcoal Fiberglass
1 Roll

Part #	Description
69-61-7	36" Wide x 7' Long

Screen Spline



Hollow Round Gray Screen Spline
1 Per Card

Part #	Description
309C	.140 (9/16") dia. x 20 ft.
310C	.156 (5/32") dia. x 20 ft.



Hollow Round Black Screen Spline
1 Per Card

Part #	Description
309C BLK	.140 (9/16") dia. x 20 ft.
310C BLK	.156 (5/32") dia. x 20 ft.

Installation Tool



Screen Installation Tool
1 Per Card

Part #	Description
1201C	1/16" Nylon Wheels
1202C	5/32" Nylon Wheels

Bulk

Part #	Description
59-10SP	1/16" Nylon Wheels
59-10	5/32" Nylon Wheels

Clips



Zee Clip w/Screws
6 Per Card

Part #	Description
350C	Metal / 1/8" Offset



Nylon Screen Clip w/Screws
6 Per Card

Part #	Description
492C	Flush
494C	1/16" Offset
495C	3/16" Offset
496C	1/4" Offset
497C	5/16" Offset
498C	3/8" Offset
499C	7/16" Offset



Nylon Screen Clip, No Screws
25 Polybagged

Part #	Description
90-834	Flush
90-78	1/16" Offset
90-381	3/16" Offset
90-837	1/4" Offset
90-332	5/16" Offset
90-379	3/8" Offset
90-380	7/16" Offset




Nylon Screen Clip w/Screws
6 Per Card

Part #	Description
490C	Flat, No Offset

Nylon Screen Clip No Screws
25 Polybagged

Part #	Description
90-77	Flat, No Offset



All plan-o-grams include a 16" x 9" header sign, standard peg hooks, and reorder cards for each SKU.

Part #	Description	Peg Qty.	6110	6111	6112
1202C	5/32" Screen Installation Tool w/ Nylon Wheels	3			*
1233C	Single Hung Chrome Sash Lock	3			*
1703C	Nylon 1/2" Torque Bar Bearing	3		*	*
1712C	RH Side Mount Operator 1/2" Hole, w/ 1/4" Hub Projection	3		*	*
1716C	RH Side Mount Operator 1/2" Hole, w/ 1/2" Hub Projection	3	*	*	*
1718C	RH Side Mount Operator 1/2" Hole, w/ 11/16" Hub Projection	3	*	*	*
1770C2	Nylon Torque Bar Bearing 3/4" High	3		*	*
1774C2	Nylon Torque Bar Bearing 3/4" High	3		*	*
309C	140 Hollow Round Gray Screen Spline	3		*	*
309C BLK	140 Hollow Round Black Screen Spline	3		*	*
310C	156 Hollow Round Gray Screen Spline	3		*	*
310C BLK	156 Hollow Round Black Screen Spline	3		*	*
4000CK	Universal Jalousie Operator Kit	3		*	*
4290C BLK	Miller Single Hung Black Sash Lock	3		*	*
492C	Flush Clear Plastic Screen Clip w/ Screw	3		*	*
712C BLK	3-3/16" Black Plastic Crank Handle w/ Screw	3		*	*
715CR	RH Slant Sill Side Mount Operator 3/8" Square w/ 1/4" Hub Projection	3		*	*
733C	RH Side Mount 3/8" Square, w/ 3/16" Hub Projection	3		*	*
735C	RH Side Mount Phillips Operator 1/2" Hole, w/ 3/16" Hub Projection	3	*	*	*
738C	Nylon Phillips Torque Bar Bearing	3	*	*	*
743C BLK	Black Plastic Knob Handle w/Screw	3	*	*	*
743C WHT	White Plastic Knob Handle w/ Screw	3	*	*	*
743CE BLK	Black Plastic Knob Handle w/Screw	3	*	*	*
743CE WHT	White Plastic Knob Handle w/ Screw	3	*	*	*
747CR	RH Side Mount Operator 1/2" Hole, w/ 1/8" Hub Projection	3		*	*
748C BLK	1-3/8" Black Plastic Crank Handle w/ Screw	3		*	*
749CR	RH Side Mount Operator 3/8" Square w/ 1/18" Hub Projection	3		*	*
750C BLK	2-1/4" Black Plastic Crank Handle w/ Screw	3		*	*
756PX	1/2" Diameter x 36" Round Torque Bar	3		*	*
761C	RH Slant Sill Side Mount Torque Operator 1/2" Hole, w/ 3/16" Hub Projection	3	*	*	*
762C	LH Slant Sill Side Mount Torque Operator 1/2" Hole, w/ 3/16" Hub Projection	3	*	*	*
763C2	Nylon 7/8" High Torque Bar Bearing	3		*	*
771C BLK	2-1/2" Black Plastic Crank Handle w/ Screw	3		*	*
781C	RH Side Mount Operator 1/2" Hole, w/ 1/2" Hub Projection	3		*	*
783C	Roof Vent Metal Crank Handle w/ Screw	3		*	*
784C2	Nylon 1-1/16" High Torque Bar Bearing	3		*	*
785C	Metal Phillips Torque Bar Arm	3		*	*
787CR	RH Side Mount Phillips Operator 1/2" Hole, w/ 11/16" Hub Projection	3	*	*	*
795C	1-3/4" Metal Crank Handle w/ Screw	3		*	*
796C	3-1/2" Metal Crank Handle w/ Screw	3		*	*
800CK	Rack Gear Replacement Operator Kit 2-1/8" cc Mounting	3		*	*
801ck	Rack Gear Replacement Operator Kit 1-25/32" cc Mounting	3		*	*
802ck	Center Mount Operator Kit 3/8" Hex, w/ 1" cc Mounting Holes	3		*	*
803ck	Center Mount Operator Kit 5/16" Square, w/ 1" cc Mounting Holes	3		*	*
806ck	Arm Gear Roof Vent Operator Kit, w/ 5-3/8" Arm 2-15/16" cc Mounting	3		*	*
807ck	Arm Gear Roof Vent Operator Kit, w/ 7-11/16" Arm 2-15/16" cc Mounting	3		*	*
808ck	RH Side Mount Torque Bar Operator Kit, w/ 1/2" Hole, 1/2" Hub Projection	3		*	*
812CK	Center Mount Operator Kit 3/8" Hex, w/ 1" cc Mounting Holes	3		*	*
814CK	Arm Gear Roof Vent Operator Kit, w/ 7-11/16" Arm 2-15/16" cc Mounting	3	*	*	*
831C	1/2" Metal Extension w/ Screw	3		*	*
832C	7/8" Metal Extension w/ Screw	3		*	*
833C	1-1/8" Metal Extension w/ Screw	3		*	*
834C	2" Metal Extension w/ Screw	3	*	*	*
835C	Vent Hinge w/ Stud	3		*	*
838C BLK	1" Black Plastic Crank Handle w/ Screw	3		*	*
881C BLK	1-3/4" Black Plastic Crank Handle w/ Screw	3		*	*
889C	1" Metal Crank Handle w/ Screw	3		*	*
898ck	Arm Gear Roof Vent Operator Kit w/ 5-3/8" Arm, 2-15/16" cc Mounting	3		*	*
6110	15" Window Hardware Plan-O-Gram				
6111	25" Window Hardware Plan-O-Gram				
6112	39" Window Hardware Plan-O-Gram				